

Fund Details

Investment Aim: High overall yield whilst also aiming for potential capital growth.

Inception Date: 06th April 2017

Base Currency: EUR

Share Class	ISIN
Distributor EUR C share class	MT7000030656
Distributor EUR I share class	MT7000018610
Accumulator EUR share class	MT7000018602
Distributor GBP Hedged share class	MT7000025003

Distribution Dates: 28 February, 31 May, 31 August, 30 November

Fund Manager: Jesmond Mizzi Financial Advisors Limited

Legal Status: Malta Registered SICAV with UCITS status

Price as at 28th February 2023

Distributor C Share Class:	€ 0.4185
Distributor I Share Class:	€ 0.3978
Accumulator Share Class:	€ 0.4817
Distributor GBP Hedged Share Class:	£ 0.4358

Fund Characteristics

Distribution Yield**

Distribution C Share Class: 4.74%
Distribution I Share Class: 3.58%

Fund Size: 59.44m EUR

Number of Holdings: 194

Percentage of Top Ten Holdings*:** 35.75%



Key Facts

The Fund aims to provide a high overall yield whilst also aiming for potential capital growth.

The Fund may invest all its assets in rated and unrated bonds issued by both governments and companies in the private sector located anywhere in the world.

The Fund may also invest to a limited extent in equities, units of collective investment schemes, exchange traded funds, products which qualify as transferable securities, but which are packaged around a number of underlying securities from which they derive their value ('FDIs'), deposits and money market instruments.

The Fund may invest in companies of any market capitalization. The Fund may invest in emerging markets although it will focus on developed markets. The Fund Manager has absolute discretion to decide the investment type, geographical area, economic sector or issuer of investments, subject to applicable restrictions.

The Fund's investments will be in Euro although investments may also be exposed to other foreign currencies.

The Fund has no reference to a benchmark.

The Fund may also invest directly in FDIs for hedging / efficient portfolio management purposes and may also employ other techniques and instruments (apart from those concerning the use of FDIs) relating to transferables securities and money market instruments for the purpose of efficient portfolio management, subject to applicable restrictions.

The Fund is suitable as a long term investment.

Performance Since Inception - Acc. Share Class

	January	February	March	April	May	June	July	August	September	October	November	December	Full Year/YTD
2023	2.56%	-0.64%	-	-	-	-	-	-	-	-	-	-	1.90%
2022	-1.12%	-3.42%	-0.76%	-1.10%	-0.83%	-4.30%	3.89%	-1.49%	-4.55%	0.98%	0.47%	-1.85%	-12.15%
2021	0.04%	0.02%	0.98%	0.49%	0.11%	1.27%	0.36%	0.43%	-0.13%	-0.07%	-0.01%	0.89%	3.50%
2020	0.66%	-1.58%	-12.55%	4.68%	2.11%	1.19%	0.45%	0.62%	-0.68%	-0.06%	0.04%	0.89%	-1.44%
2019	2.92%	1.11%	0.77%	0.83%	-1.06%	2.30%	1.05%	0.18%	1.44%	0.31%	0.36%	0.82%	11.55%
2018	-0.04%	-1.12%	-0.71%	0.92%	-1.23%	-0.55%	0.93%	-1.39%	0.79%	-1.07%	-0.68%	-1.34%	-5.40%
2017	-	-	-	-0.06%	0.54%	-0.48%	0.20%	-0.34%	0.70%	0.02%	0.02%	0.04%	-0.06%

*The frequency of payment may vary and is not guaranteed.

**The Distribution Yield is based on a snapshot of the investment portfolio as at end of month which is not guaranteed, and may fluctuate.

***Excluding cash balance




Performance

	1 MONTH	3 MONTHS	6 MONTHS	YEAR TO DATE	1 YEAR	SINCE INCEPTION	1YR SHARPE RATIO
FUND	-0.64%	0.02%	-1.67%	1.90%	-6.27%	-3.70%	-1.98

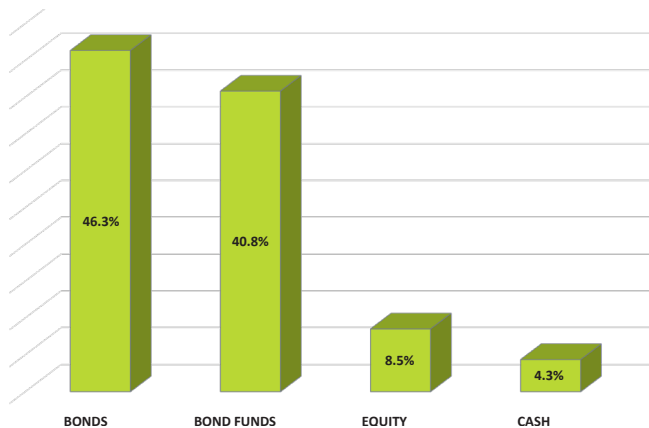
Top 10 Funds



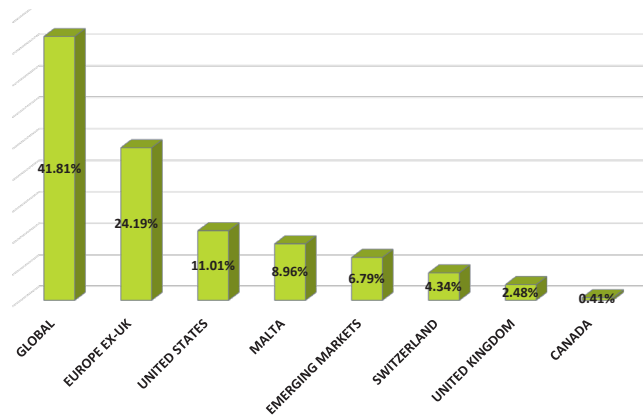
Top 10 Bonds



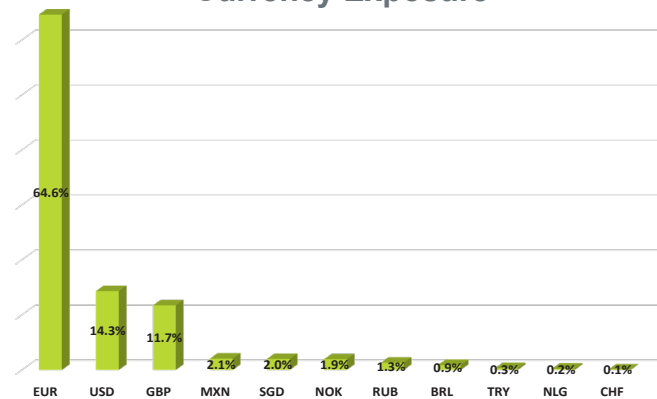
Asset Class Breakdown



Region Breakdown



Currency Exposure



Contact:

Merill SICAV plc
1/2, St. Joseph High Street, Hamrun
HMR1019

Website:

www.merillfunds.com
Tel: +356 21224410 Fax: +356 21223810

The value of the investment may fall as well as rise and currency and market fluctuations may also affect the value of the investment. Any initial charges that may apply, may lower the amount invested and the amount received upon redemptions. Investments should be based on the full details of the Prospectus and Key Investor Information Document which may be obtained from Jesmond Mizzi Financial Advisors Limited of 67, Level 3, South Street, Valletta, VLT 1105, Malta which is licensed to provide investment services in Malta by the MFSA of Mdina Road, Zone 1, Central Business District, B'Kara CBD 1010. The Merill High Income Fund is a subfund of Merill SICAV plc of 1/2, St. Joseph High Street, Hamrun, HMR 1019, Malta which is licensed by the MFSA. This fact sheet has been issued by Merill SICAV plc. The current document is intended for information purposes only and shall not be used as an offer to buy and/or sell shares. Distribution in Switzerland is permitted to qualified investors only pursuant to paragraph 10 of the Collective Investment Schemes Act (CISA). The representative in Switzerland is LLB Swiss Investment AG, Claridenstrasse 20, 8002 Zürich, whilst the paying agent in Switzerland is Swissquote Bank SA, Chemin de la Crétaux 33, 1196 Gland. The basic documents of the Funds such as the Prospectus, the Key Investor Information Document, Management Regulations, as well as the Annual and Semi-annual Reports may be obtained free of charge from the representative in Switzerland.