



Fund Details

Investment Aim: Long-term capital growth
Inception Date: 14th October 2019
Base Currency: USD
ISIN: MT7000026423
Share Class: Accumulator USD share class
Fund Manager: Jesmond Mizzi Financial Advisors Limited
Legal Status: UCITS
Minimum Investment - \$ 125'000

Price as at 28th February 2023:
 Accumulator Share Class: \$0.9105

Fund Characteristics

Fund Size: 26.81m USD
Number of Holdings: 121
Percentage of Top Ten Holdings: 28.59%
Yield to Worst*: 6.77%
Modified OA Duration*: 3.27 Years
Weighted Average Composite Rating*: A-

*Bloomberg Indications

Key Facts

The Fund aims to achieve long term growth from a diversified portfolio of investments.

The Fund may invest all its assets in rated and unrated bonds issued by both governments and companies in the private sector located anywhere in the world. The Fund may also invest to a limited extent in equities.

The Fund may invest in companies of any market capitalization. The Fund may invest in emerging markets although it will focus on developed markets. The Fund Manager has absolute discretion to decide the investment type, geographical area, economic sector or issuer of investments, subject to applicable restrictions.

The Fund's investments will be in US Dollar although investments may also be exposed to other foreign currencies. The Fund invests directly in FDIs for hedging the foreign currency.

The Fund has no reference to a benchmark and is suitable as a long term investment.

Dr. Mark Azzopardi DBA, M.A. Finance (Webster), B Com

Portfolio Manager

Marc El-Lazidi MSc. Quantitative Economy, CAIA

Portfolio Manager

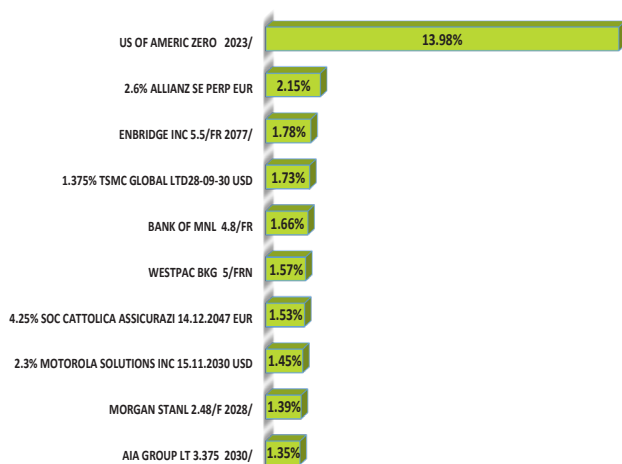
Performance Since Inception

	January	February	March	April	May	June	July	August	September	October	November	December	Full Year/YTD
2023	3.09%	-1.77%	-	-	-	-	-	-	-	-	-	-	1.27%
2022	-2.59%	-2.38%	0.65%	-4.92%	-0.83%	-5.51%	2.74%	-1.34%	-5.42%	0.98%	4.20%	0.89%	-13.21%
2021	-0.28%	-1.64%	-1.07%	2.34%	0.98%	-0.51%	0.35%	0.37%	-2.52%	2.57%	-0.03%	2.17%	-0.41%
2020	0.85%	-0.21%	-6.91%	2.96%	1.39%	1.29%	3.13%	0.90%	-1.29%	-0.82%	0.02%	0.99%	4.15%
2019	-	-	-	-	-	-	-	-	-	-0.01%	-0.15%	0.06%	-0.10%

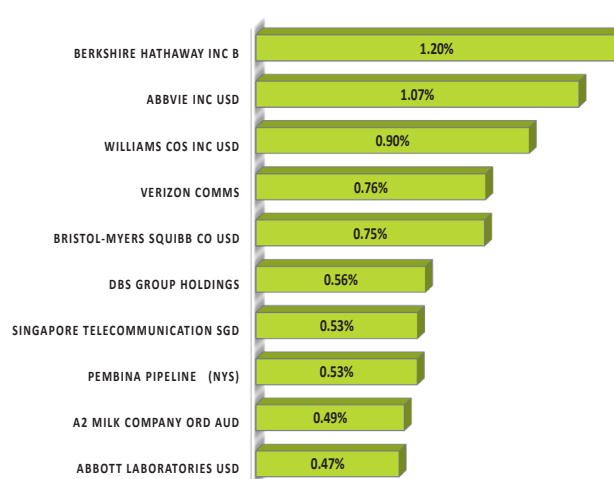
The value of the investment may fall as well as rise and currency and market fluctuations may also affect the value of the investment. Any initial charges that may apply, may lower the amount invested and the amount received upon redemptions. Investments should be based on the full details of the Prospectus and Key Investor Information Document which may be obtained from Jesmond Mizzi Financial Advisors Limited of 67, Level 3, South Street, Valletta, VLT 1105, Malta which is licensed to provide investment services in Malta by the MFSA of Mdina Road, Zone 1, Central Business District, B'Kara CBD 1010, Malta. The Merill Strategic Balanced Fund is a subfund of Merill SICAV plc of 1/2, St. Joseph High Street, Hamrun, HMR 1019, Malta which licensed by the MFSA. This fact sheet has been issued by Merill SICAV plc. The current document is intended for information purposes only and shall not to be used as an offer to buy and/or sell shares. Distribution in Switzerland is permitted to qualified investors only pursuant to paragraph 10 of the Collective Investment Schemes Act (CISA). The representative in Switzerland is LLB Swiss Investment AG, Claridenstrasse 20, 8002 Zürich, whilst the paying agent in Switzerland is Swissquote Bank SA, Chemin de la Crétaux 33, 1196 Gland. The Basic documents of the Funds such as the prospectus, the Key Investor Information Document, Management Regulations, as well as the annual and semi-annual reports may be obtained free of charge from the representative in Switzerland.

	1 MONTH	3 MONTHS	6 MONTHS	YEAR TO DATE	1 YEAR	SINCE INCEPTION
FUND	-1.77%	2.17%	1.68%	1.27%	-7.58%	-8.93%

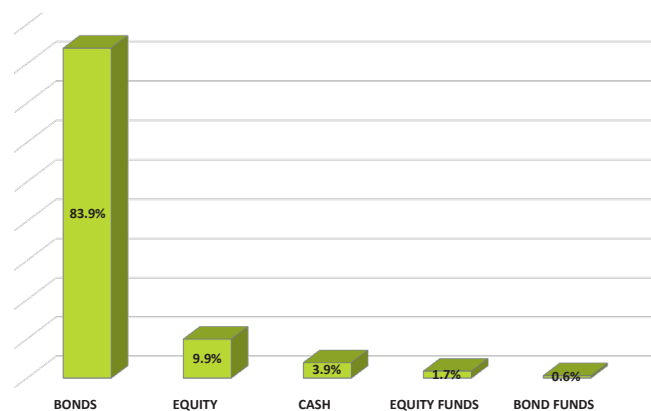
Top Bonds



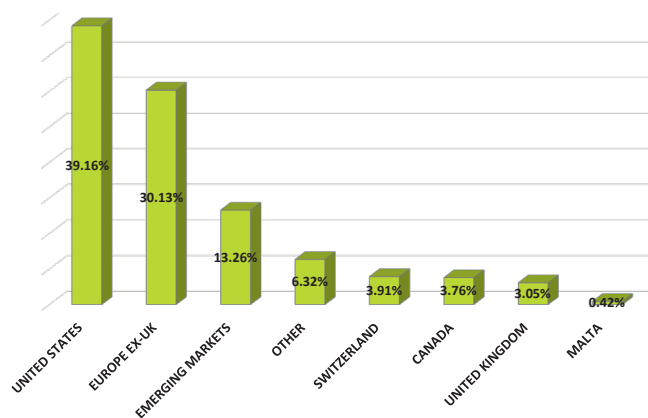
Top Shares



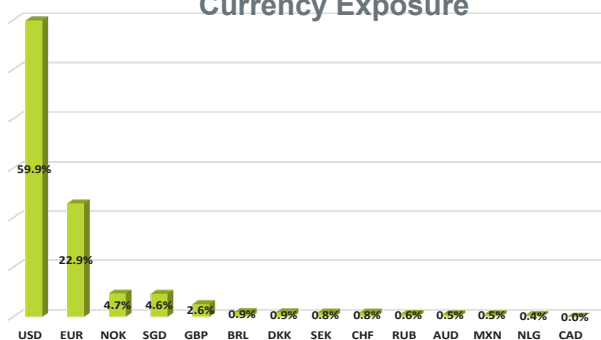
Asset Class Breakdown



Region Breakdown



Currency Exposure



Credit Quality of FI Holdings (%):

AAA	3.6
AA	18.0
A	20.1
BBB	30.5
BB	9.6
B	0.8
Non Rated	17.4

The value of the investment may fall as well as rise and currency and market fluctuations may also affect the value of the investment. Any initial charges that may apply, may lower the amount invested and the amount received upon redemptions. Investments should be based on the full details of the Prospectus and Key Investor Information Document which may be obtained from Jesmond Mizzi Financial Advisors Limited of 67, Level 3, South Street, Valletta, VLT 1105, Malta which is licensed to provide investment services in Malta by the MFSA of Mdina Road, Zone 1, Central Business District, B'Kara CBD 1010, Malta. The Merill Strategic Balanced Fund is a subfund of Merill SICAV plc of 1/2, St. Joseph High Street, Hamrun, HMR 1019, Malta which is licensed by the MFSA. This fact sheet has been issued by Merill SICAV plc. The current document is intended for information purposes only and shall not to be used as an offer to buy and/or sell shares. Distribution in Switzerland is permitted to qualified investors only pursuant to paragraph 10 of the Collective Investment Schemes Act (CISA). The representative in Switzerland is LLB Swiss Investment AG, Claridenstrasse 20, 8002 Zürich, whilst the paying agent in Switzerland is Swissquote Bank SA, Chemin de la Crétaux 33, 1196 Gland. The Basic documents of the Funds such as the prospectus, the Key Investor Information Document, Management Regulations, as well as the annual and semi-annual reports may be obtained free of charge from the representative in Switzerland.