

Fund Details

Investment Aim: High overall yield whilst also aiming for potential capital growth.

Inception Date: 06th April 2017

Base Currency: EUR

Share Class	ISIN
Distributor EUR C share class	MT7000030656
Distributor EUR I share class	MT7000018610
Accumulator EUR share class	MT7000018602
Distributor GBP Hedged share class	MT7000025003

Distribution Dates: 28 February, 31 May, 31 August, 30 November

Fund Manager: Jesmond Mizzi Financial Advisors Limited

Legal Status: Malta Registered SICAV with UCITS status

Price as at 31st August 2022

Distributor C Share Class:	€ 0.4361
Distributor I Share Class:	€ 0.4118
Accumulator Share Class:	€ 0.4899
Distributor GBP Hedged Share Class:	£ 0.4487

Fund Characteristics


Distribution Yield**

Distribution C Share Class: 4.61%
Distribution I Share Class: 3.45%

Fund Size: 60.34m EUR

Number of Holdings: 187

Percentage of Top Ten Holdings*:** 35.17%



Key Facts

The Fund aims to provide a high overall yield whilst also aiming for potential capital growth.

The Fund may invest all its assets in rated and unrated bonds issued by both governments and companies in the private sector located anywhere in the world.

The Fund may also invest to a limited extent in equities, units of collective investment schemes, exchange traded funds, products which qualify as transferable securities, but which are packaged around a number of underlying securities from which they derive their value ('FDIs'), deposits and money market instruments.

The Fund may invest in companies of any market capitalization. The Fund may invest in emerging markets although it will focus on developed markets. The Fund Manager has absolute discretion to decide the investment type, geographical area, economic sector or issuer of investments, subject to applicable restrictions.

The Fund's investments will be in Euro although investments may also be exposed to other foreign currencies.

The Fund has no reference to a benchmark.

The Fund may also invest directly in FDIs for hedging / efficient portfolio management purposes and may also employ other techniques and instruments (apart from those concerning the use of FDIs) relating to transferables securities and money market instruments for the purpose of efficient portfolio management, subject to applicable restrictions.

The Fund is suitable as a long term investment.

Performance Since Inception - Acc. Share Class

	January	February	March	April	May	June	July	August	September	October	November	December	Full Year/YTD
2022	-1.12%	-3.42%	-0.76%	-1.10%	-0.83%	-4.30%	3.89%	-1.49%	-	-	-	-	-8.96%
2021	0.04%	0.02%	0.98%	0.49%	0.11%	1.27%	0.36%	0.43%	-0.13%	-0.07%	-0.01%	0.89%	3.50%
2020	0.66%	-1.58%	-12.55%	4.68%	2.11%	1.19%	0.45%	0.62%	-0.68%	-0.06%	0.04%	0.89%	-1.44%
2019	2.92%	1.11%	0.77%	0.83%	-1.06%	2.30%	1.05%	0.18%	1.44%	0.31%	0.36%	0.82%	11.55%
2018	-0.04%	-1.12%	-0.71%	0.92%	-1.23%	-0.55%	0.93%	-1.39%	0.79%	-1.07%	-0.68%	-1.34%	-5.40%
2017	-	-	-	-0.06%	0.54%	-0.48%	0.20%	-0.34%	0.70%	0.02%	0.02%	0.04%	-0.06%

*The frequency of payment may vary and is not guaranteed.

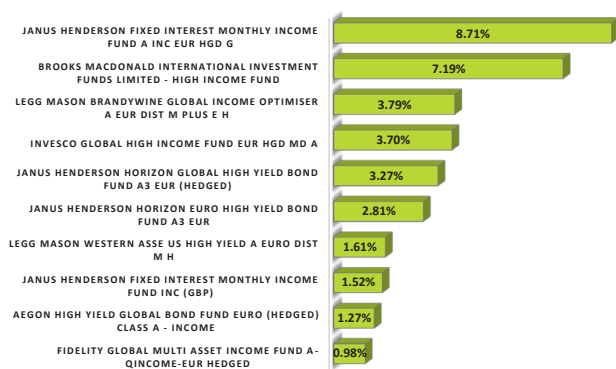
**The Distribution Yield is based on a snapshot of the investment portfolio as at end of month which is not guaranteed, and may fluctuate.

***Excluding cash balance

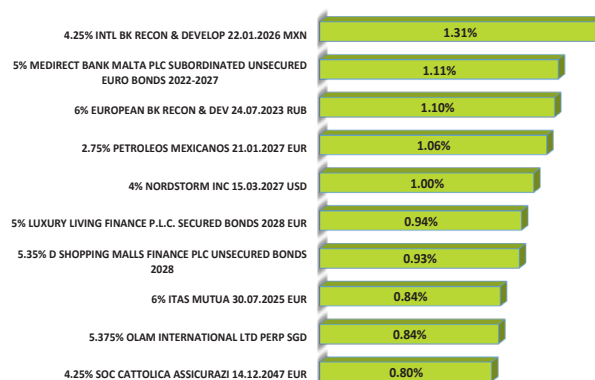
Performance

	1 MONTH	3 MONTHS	6 MONTHS	YEAR TO DATE	1 YEAR	SINCE INCEPTION	1YR SHARPE RATIO
FUND	-1.49%	-2.06%	-4.67%	-8.96%	-9.18%	-2.06%	-2.35

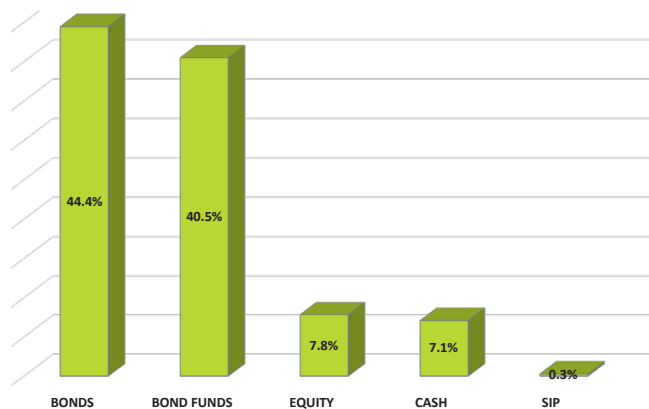
Top 10 Funds



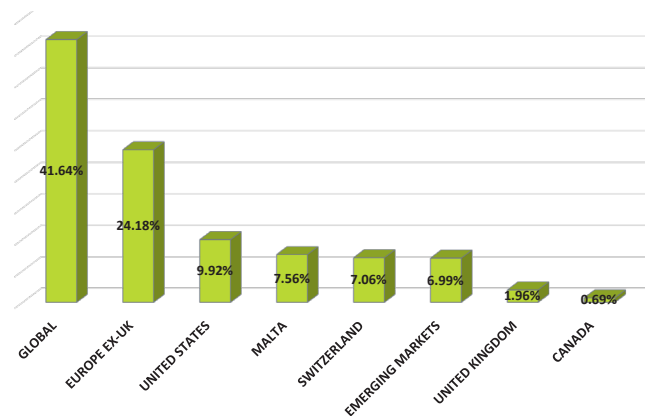
Top 10 Bonds



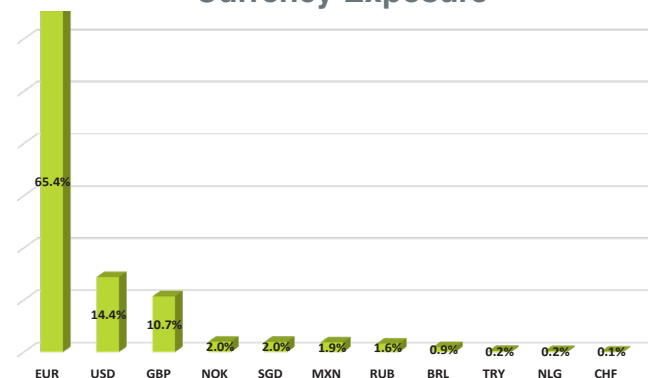
Asset Class Breakdown



Region Breakdown



Currency Exposure



Contact:

Merill SICAV plc
1/2, St. Joseph High Street, Hamrun
HMR1019

website:

www.merillfunds.com
Tel: +356 21224410 Fax: +356 21223810